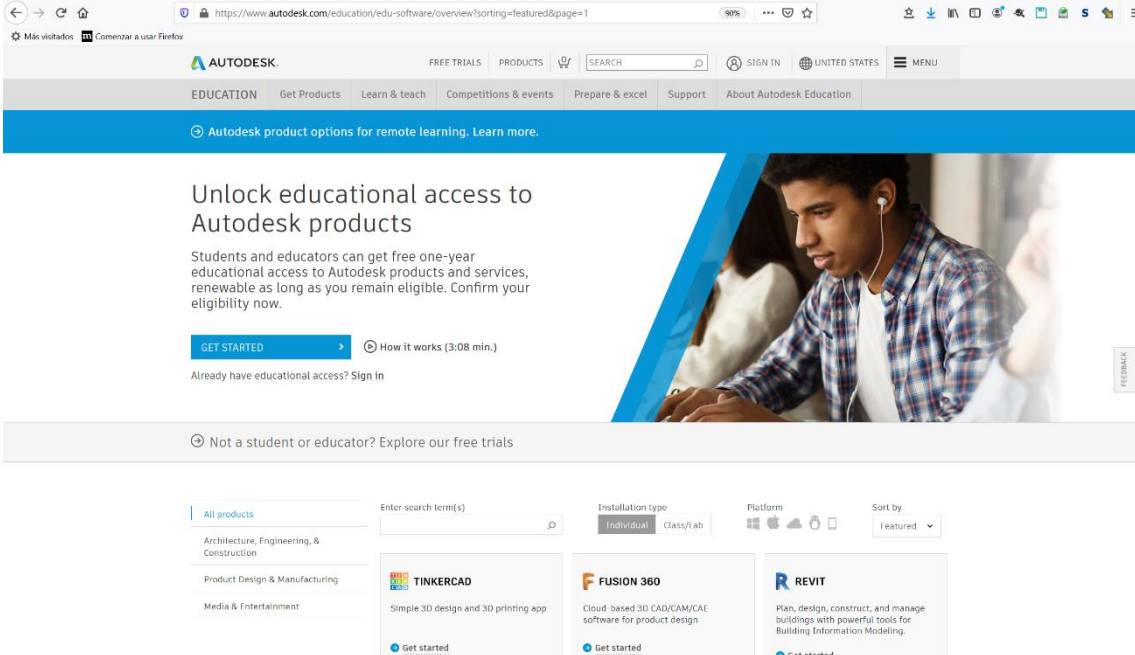


Procedimiento para la obtención de Productos de Autodesk para ordenadores personales

Ha cambiado el procedimiento para la obtención del software y las licencias de Autodesk en relación al acuerdo con la empresa. Ahora es necesario comprobación de que el usuario pertenece a la institución.

1. Conectar a

<https://www.autodesk.com/education/edu-software/overview?sorting=featured&page=1>

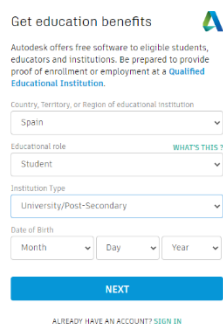


The screenshot shows the Autodesk Education Software Overview page. The page features a navigation bar with 'AUTODESK', 'FREE TRIALS', 'PRODUCTS', 'SEARCH', 'SIGN IN', and 'UNITED STATES'. Below the navigation bar, there is a blue banner with the text 'Autodesk product options for remote learning. Learn more.' The main content area is titled 'Unlock educational access to Autodesk products' and includes a sub-headline: 'Students and educators can get free one-year educational access to Autodesk products and services, renewable as long as you remain eligible. Confirm your eligibility now.' There are two buttons: 'GET STARTED' and 'How it works (3:08 min.)'. Below this, there is a link: 'Already have educational access? Sign In'. A section below the banner reads 'Not a student or educator? Explore our free trials'. The bottom section is a product filter and list. It includes a search bar, filters for 'Installation type' (Individual, Class/lab) and 'Platform' (Windows, macOS, Linux, iOS, Android), and a 'Sort by' dropdown set to 'Featured'. Three product cards are displayed: 'TINKERCAD' (Simple 3D design and 3D printing app), 'FUSION 360' (Cloud-based 3D CAD/CAM/CAE software for product design), and 'REVIT' (Plan, design, construct, and manage buildings with powerful tools for Building Information Modeling). Each card has a 'Get started' button.


2. Pedirá el usuario con el que se haya registrado en AutoDesk, en caso que no lo tenga Pinche sobre "Create Account"



2.1. Para el caso en que no tenga una cuenta en AutoDesk y cree un nuevo usuario pinchando sobre “Create Account”



Your account for everything Autodesk
[LEARN MORE](#)

Create account 

First name Last name

Email ✓

Confirm email ✓

Password

I agree to the [Autodesk Terms of Use](#) and to the use of my personal information in accordance with the [Privacy Statement](#) (including cross-border transfers as described in the statement).

[CREATE ACCOUNT](#)

[ALREADY HAVE AN ACCOUNT? SIGN IN](#)

To learn more about our [EDUCATION SPECIAL TERMS](#) and information about the [US Family Education Rights and Privacy Act \(FERPA\)](#), click [HERE](#).

Your account for everything Autodesk
[LEARN MORE](#)

Marcar la conformidad con los términos de uso

Se le enviará un correo electrónico de confirmación de la cuenta.

Verification required

Check your inbox and follow the link in the email to verify your account for:



[DIDN'T GET AN EMAIL? RESEND](#)

[OR ALREADY VERIFIED? CONTINUE](#)

Trouble with verification?
[SHOW HELP OPTIONS](#)

Your account for everything Autodesk
[LEARN MORE](#)

Seleccionar la institución “Universidad de Sevilla”

Just one more step



Tell us about your educational institution and how you plan to use your free software.

Name of educational institution

universidad de se|

Universidad de Sevilla (USE) (Sevilla)

Universidad de Sevilla (USE) (Sevilla)

[Can't find your school?](#)

- Media & Entertainment
- Product Design & Manufacturing
- Others

Enrolled from

Month



Year



Graduate in

Month



Year



NEXT

Your account for everything Autodesk

[LEARN MORE](#)

Account verified

This single account gives you access to all your Autodesk products



- Thank you for your interest in Autodesk. Check this box to receive electronic messages (including marketing e-mails at the address you provided) from Autodesk, including on emerging trends, events, solutions and exclusive opportunities. Autodesk will personalize the content we send you based on how you interact with our messages. You are in control. [Manage](#) your preference or [unsubscribe](#) at anytime. View Autodesk's [contact information](#) and [privacy statement](#).

DONE

Your account for everything Autodesk
[LEARN MORE](#)

Just one more step



Tell us about your educational institution and how you plan to use your free software.

Name of educational institution

Universidad de Sevilla (USE) (Sevilla)

Area of study

- Architecture, Engineering & Construction
- Media & Entertainment
- Product Design & Manufacturing
- Others

Enrolled from

September

2017

Graduate in

July

2022

NEXT

Your account for everything Autodesk
[LEARN MORE](#)

Después de crear el usuario le lleva de nuevo a la página de inicio de sesión



Welcome



Password

[FORGOT?](#)

SIGN IN

Stay signed in

Your account for everything Autodesk

[LEARN MORE](#)

3. Confirmar que pertenezco a una institución educativa y descargar el software

The screenshot shows the Autodesk Education website. The browser address bar displays the URL: <https://www.autodesk.com/education/edu-software/overview?sorting=featured&page=1&filters=class-lab>. The page header includes the Autodesk logo, navigation links for 'FREE TRIALS', 'PRODUCTS', and 'SEARCH', and a language selector for 'UNITED STATES'. Below the header, there are navigation tabs for 'EDUCATION', 'Get Products', 'Learn & teach', 'Competitions & events', 'Prepare & excel', 'Support', and 'About Autodesk Education'. A blue banner reads 'Autodesk product options for remote learning. Learn more.' Below this, a personalized greeting says 'Hi, Rafael!' followed by a message: 'We still need to confirm your eligibility for educational access to Autodesk products. Learn more or click Get Started to begin the process.' A 'GET STARTED' button is visible. At the bottom, there is a search bar with 'All products' selected, a search input field, and filters for 'Platform' (Windows, macOS, Linux, iOS, Android) and 'Sort by' (Featured). Product tiles for 'TINKERCAD', 'FUSION 360', and 'REVIT' are shown.

Seleccionar el software que desee

The screenshot shows the Autodesk confirmation form. At the top, the Autodesk logo is displayed. Below it, a blue link reads 'Check that your information below is correct, then click Confirm'. A message states: 'All fields must be accurately completed to confirm your eligibility for educational access to Autodesk products. Thank you for helping us provide Autodesk tools for legitimate educational use around the globe.' The form contains the following fields:

- Email:** A text input field with a placeholder and a note: 'Wrong email address? Update address'.
- First name:** A text input field.
- Last name:** A text input field.
- Country or region of your educational institution:** A dropdown menu with 'Spain' selected.
- Institution type:** A dropdown menu with 'University/Post-Secondary' selected.
- Name of educational institution:** A text input field with 'Universidad de Sevilla (USE) (Sevilla)' entered.
- Date of birth:** Three dropdown menus for month ('July'), day ('08'), and year.

At the bottom, there are 'CONFIRM' and 'Cancel' buttons. Below the buttons, there is a note: 'Identity services powered by SheerID [SheerID FAQs](#)' and a link for 'Privacy Statement'. A final note reads: 'Not enrolled or employed at a [Qualified Educational Institution](#)? View [alternate](#) Autodesk software licensing options.'

Additional documentation needed

Please upload a copy of documentation issued to you by your educational institution (e.g. tuition receipt or student ID, employee ID) as proof that you attend, teach or are employed at a **qualified educational institution**

You have 14 days to upload your documentation

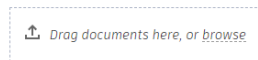
The document must include:

1. Your full legal name ()
Note: The name on the document you submit must match this.
2. The name of the educational institution at which you are enrolled or employed (**Universidad de Sevilla (USE) (Sevilla)**)
Note: The school name on the document you submit must match this.
3. A date within the current school term.

Preferred documents include:

- Transcript
- School-issued confirmation letter
- A copy of your student ID (photo ID not required)

Supported file types: JPEG, PDF, PNG, GIF



NOTE: If your uploaded document is too fuzzy to read, does not show your full and legal name, or shows a name different from the one you used for this Autodesk account, you will not be able to complete the confirmation process. Please do not include any confidential information in the document you upload, such as social security numbers or banking details. Please ensure any sensitive information is blacked out before you upload your document.

SUBMIT > Cancel

Identity services powered by SheerID [SheerID FAQs](#)

Examples of preferred documents

School Transcript
Transcript with full name of student, school name, and date

School-issued confirmation letter
School letterhead with full name of student or faculty member, school name, and date

School ID
ID badge with full name of student or faculty member, school name, and date, photo not required

Subir cualquiera de los documentos solicitados

Additional documentation needed

Please upload a copy of documentation issued to you by your educational institution (e.g. tuition receipt or student ID, employee ID) as proof that you attend, teach or are employed at a **qualified educational institution**

You have 14 days to upload your documentation

The document must include:

1. Your full legal name ()
Note: The name on the document you submit must match this.
2. The name of the educational institution at which you are enrolled or employed (**Universidad de Sevilla (USE) (Sevilla)**)
Note: The school name on the document you submit must match this.
3. A date within the current school term.

Preferred documents include:

- Transcript
- School-issued confirmation letter
- A copy of your student ID (photo ID not required)

Supported file types: JPEG, PDF, PNG, GIF



NOTE: If your uploaded document is too fuzzy to read, does not show your full and legal name, or shows a name different from the one you used for this Autodesk account, you will not be able to complete the confirmation process. Please do not include any confidential information in the document you upload, such as social security numbers or banking details. Please ensure any sensitive information is blacked out before you upload your document.

SUBMIT > Cancel

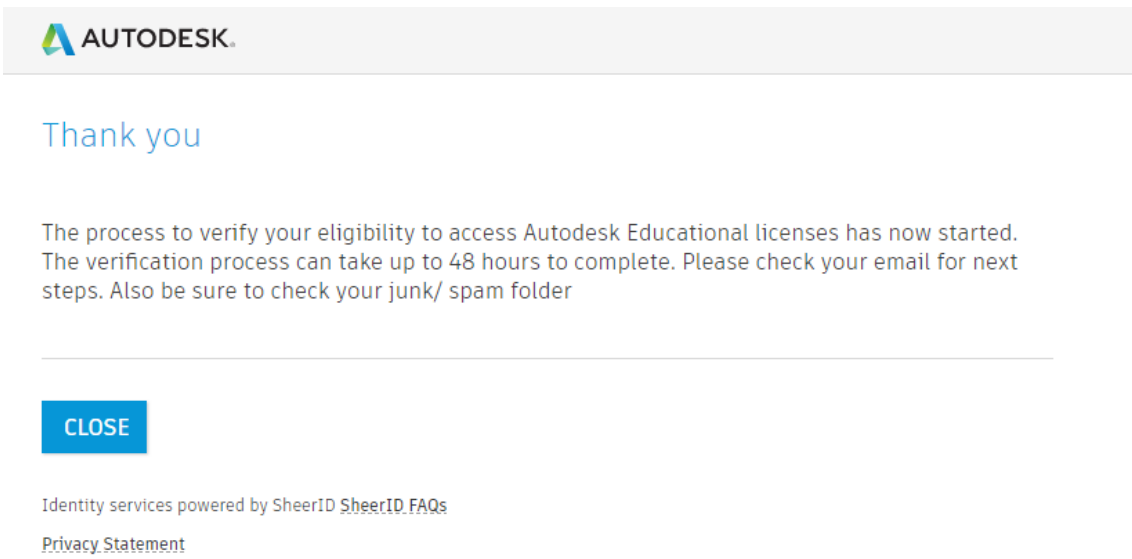
Examples of preferred documents

School Transcript
Transcript with full name of student, school name, and date

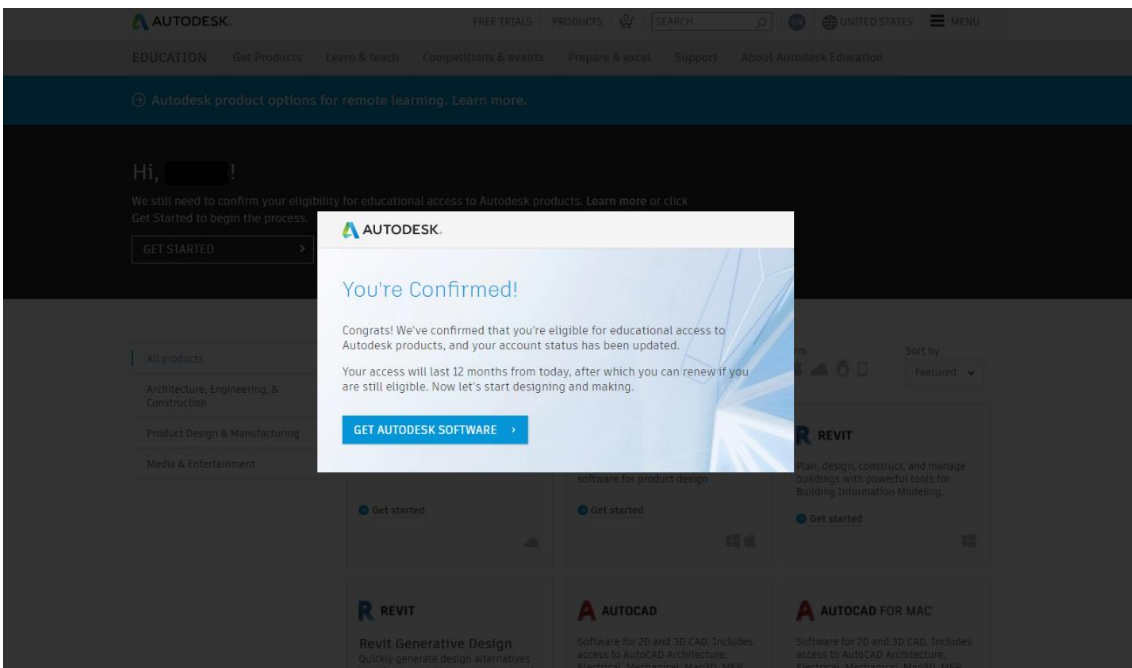
School-issued confirmation letter
School letterhead with full name of student or faculty member, school name, and date

School ID
ID badge with full name of student or faculty member, school name, and date, photo not required

La parecerá la siguiente ventana en la que se le informa que el proceso de verificación puede tardar hasta 24 horas en completarlo, aunque suele ser inmediato.



Una vez confirmada la solicitud ya puede descargar el software



All products

Architecture, Engineering, & Construction

Product Design & Manufacturing

Media & Entertainment

Enter search term(s)

Platform: Windows, Apple, Linux, Android, iOS

Sort by: Featured

TINKERCAD

Simple 3D design and 3D printing app

[Get product](#)

FUSION 360

Cloud-based 3D CAD/CAM/CAE software for product design

[Get product](#)

REVIT

Plan, design, construct, and manage buildings with powerful tools for Building Information Modeling.

[Get product](#)

REVIT

Revit Generative Design
Quickly generate design alternatives based on your goals, constraints, and inputs to give you higher-performing options for data-driven decision making.
Note: this product requires Autodesk Revit 2021.

[Get product](#)

AUTOCAD

Software for 2D and 3D CAD. Includes access to AutoCAD Architecture, Electrical, Mechanical, Map3D, MEP, Plant 3D and AutoCAD Raster Design

[Get product](#)

AUTOCAD FOR MAC

Software for 2D and 3D CAD. Includes access to AutoCAD Architecture, Electrical, Mechanical, Map3D, MEP, Plant 3D and AutoCAD Raster Design

[Get product](#)

INVENTOR PROFESSIONAL

3DS MAX

MAYA

All products

Architecture, Engineering, & Construction

Product Design & Manufacturing

Media & Entertainment

Enter search term(s)

Platform: Windows, Apple, Linux, Android, iOS

Sort by: Featured

TINKERCAD

Simple 3D design and 3D printing app

[Get product](#)

FUSION 360

Cloud-based 3D CAD/CAM/CAE software for product design

[Get product](#)

REVIT

Plan, design, construct, and manage buildings with powerful tools for Building Information Modeling.

[Get product](#)

REVIT

Revit Generative Design
Quickly generate design alternatives based on your goals, constraints, and inputs to give you higher-performing options for data-driven decision making.
Note: this product requires Autodesk Revit 2021.

[Get product](#)

AUTOCAD

Windows 2021 English

[INSTALL](#)

AUTOCAD FOR MAC

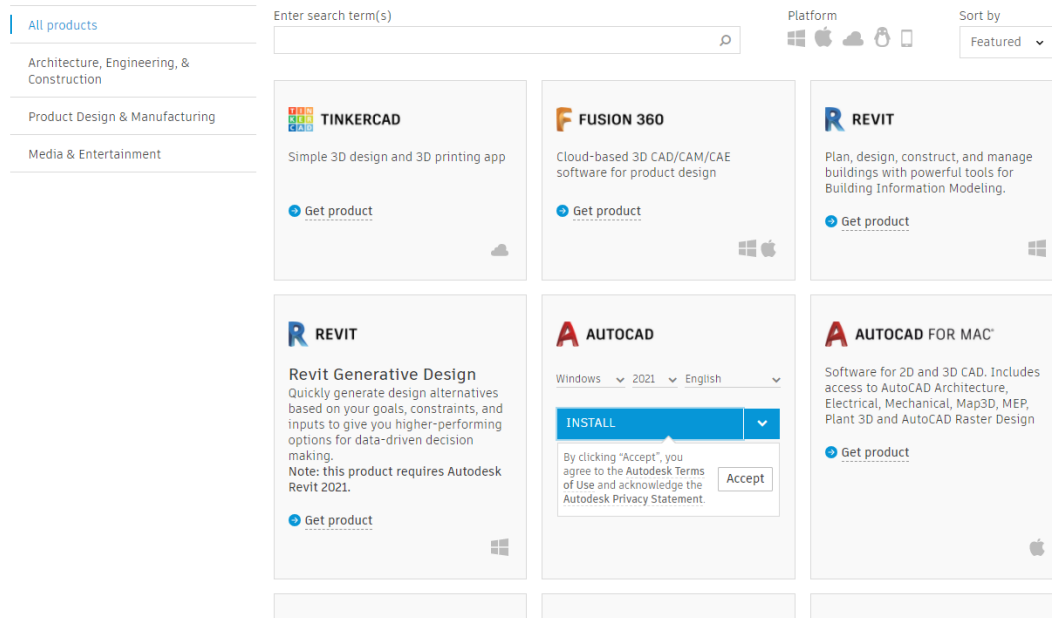
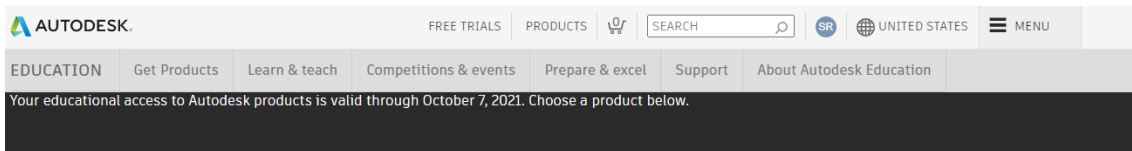
Software for 2D and 3D CAD. Includes access to AutoCAD Architecture, Electrical, Mechanical, Map3D, MEP, Plant 3D and AutoCAD Raster Design

[Get product](#)

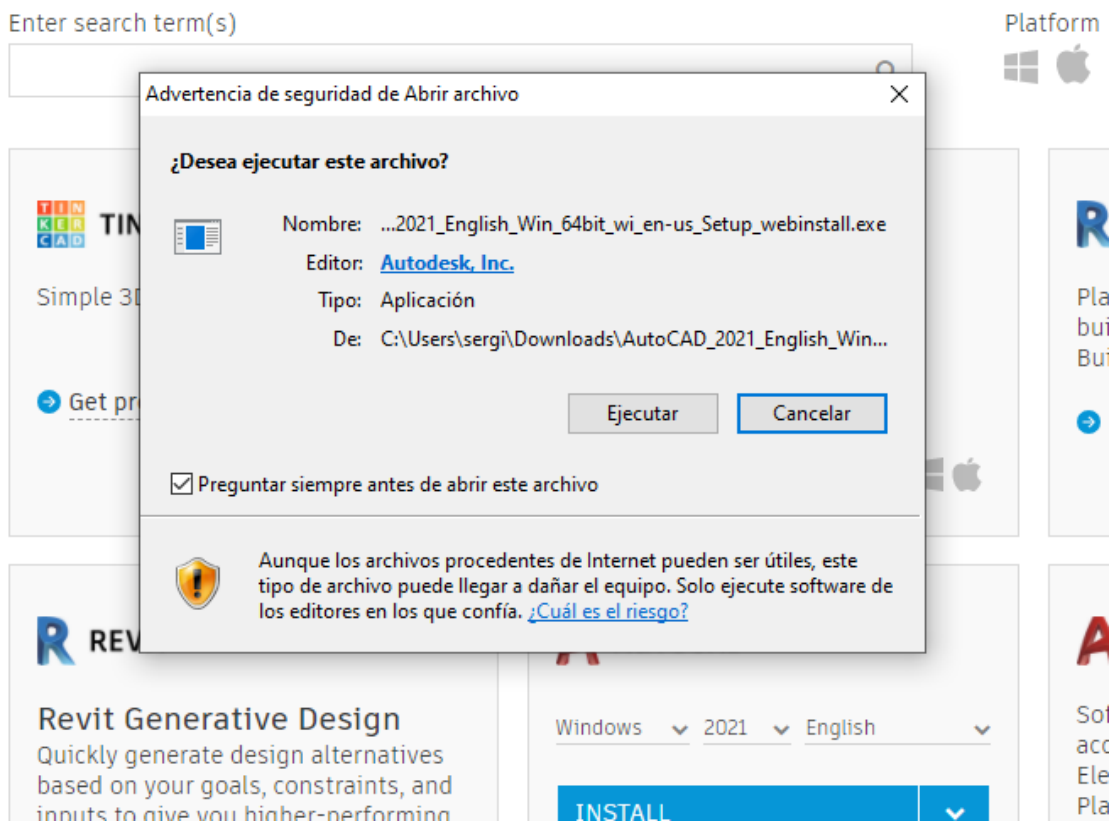
INVENTOR PROFESSIONAL

3DS MAX

MAYA



Se descarga el instalador



4. Puede encontrar más información sobre las cuentas y descargas de los productos en la pestaña "Support"

The screenshot shows the Autodesk Education Support page. The browser address bar displays <https://www.autodesk.com/education/support>. The navigation bar includes links for 'FREE TRIALS', 'PRODUCTS', a search bar, 'UNITED STATES', and a 'MENU' icon. Below the navigation bar, the 'Support' tab is selected in a menu that also includes 'EDUCATION', 'Get Products', 'Learn & teach', 'Competitions & events', 'Prepare & excel', and 'About Autodesk Education'. A 'LEARN MORE' button is visible below the menu.

Get started

CREATE ACCOUNT AND CONFIRM ELIGIBILITY

Create an account and confirm eligibility
Learn how to create an Educational account and confirm eligibility.
[Watch video \(3:08 min.\)](#)

GET PRODUCTS

Get products
Learn how to download Autodesk products.
[Watch video \(1:13 min.\)](#)

RENEW ACCESS

Renew access
Learn how to renew access to Autodesk software.
[Watch video \(1:28 min.\)](#)

[FEEDBACK](#)

Get questions? We're here to help